

TSP



**TECHNICAL
SAFETY
PRODUCTS**

FA210042 USER MANUAL



Please read manufacturers user manual before using this product. Do not deviate from the manufacturers instructions.

Serial Number:



USER INSTRUCTIONS

CE 2233

Applicable to Lanyard:	FA210042
Manufactured for:	Technical Safety Products Ltd, Unit 19 Business Development Centre, Stafford Park 4, Telford, Shropshire, TF3 3BA. Tel: + 44 (0) 1952 292782, Email: info@technicalproducts.com, Web: www.technicalproducts.com
Certification Body:	GEPTESZT Kft. - Budapest Gyenes u. 12. 1032, Hungary, Contact No: +36 1250 3531 IDENTIFICATION NO. CE 2233

The Lanyard FA210042 is classed as a Personal Protective Equipment (PPE) by the European Regulation 2016/425 and has been shown to comply with this Regulation through the Harmonized European Standard BS EN 355 & EN 354.

CAREFULLY READ THESE INSTRUCTIONS BEFORE USING THIS LANYARD

This lanyard is designed to minimise the risk of/provide protection against the danger of falling from heights. However, always remember that no item of PPE can provide full protection and care must always be taken while carrying out the risk relation activity.

PERFORMANCE AND LIMITATIONS OF USE

This lanyard has been tested in accordance with EN 355 : 2002 and has achieved the following performance levels:

EN 355:2002 test	Result/Comment
Clause 4.1 Design and Ergonomics	Actives required performance as stated in BS EN 355:2002 (PASS) Lanyard free from sharp or excessively abrasive surface (PASS) No unnecessary features which add significantly to overall mass (PASS)
Clause 4.2 Materials and Construction	One end has a Loop, for connection to harness and fall arrest system. (PASS) Another end with a steel karabiner for connection to anchorage points (PASS) Length does not exceed 2m (PASS)
Clause 4.3 Static Strength	15kN sustained for 3 minutes without release (PASS)

POSSIBLE USAGE

This energy absorber can be used as a part of a fall arrest system. If using as a part of fall arrest system, a suitable anchor point (above the user's head, at least 12 kN) shall be used with this energy absorber.

LIMITATIONS

1. Energy absorber should be the personal property of its user.
2. The strength of the anchor device should confirm according to EN 795 : 2012 Type B.
3. If the risk of the fall is there the lanyard should be used only with an energy absorber.
4. It should not be used in highly acid environments.
5. The energy absorber should be used by a trained, competent person or used by someone under the direct supervision of such a person.
6. The maximum length of the lanyard including all components like energy absorbers, connectors and terminations should not exceed 2 ms.
7. Material of energy absorber: Polyester

FITTING & SIZING

Follow Step 1 to Step 2 to use the lanyard

Step 1: Connect the loop attached to the lanyard to the attachment element of the full body harness.

Step 2: Connect the other end steel karabiner to anchorage points. Ensure that the karabiner is locked tightly.

While using the harness, ensure that there is a minimum clearance distance (depending on the fall arrester), below the user's feet, to avoid him hitting the ground in case of a fall. A rescue plan has to be set up before use, for carrying out a rescue operation in case of emergency.

INSTRUCTIONS TO BE FOLLOWED BEFORE USE:

Inspect the energy absorber for any rupture or damage of the webbing, both ends of the webbing should be terminated with sewn loops, covered with plastic sleeves. There should not be any cuts or abrasion marks on the lanyards, also ensure that both the connectors are functioning. Ensure compliance with recommendations for use when combined with other components. Make sure that the connectors used are correctly attached to the loop and that they are locked.

A rescue plan needs to be evolved, before the product is to be used.

MATERIAL USED

The entire webbing used in the energy absorber is made up of polyester and breaking tenacity of webbing and yarns is a least 0.6 N/tex.

WARNING

1. In case of any doubt arising about the safety of the energy absorber, it should be replaced immediately on consultation with an expert.
2. Withdraw from use any energy absorber that was subject to a fall from a height.
3. The maximum length of the lanyard including all components like energy absorbers, connectors and terminations should not exceed 2 ms.
4. A lanyard without an energy absorber must not be used in or as a fall arrest system.
5. No alteration or additions are to be made to the equipment without the manufacturers prior written consent and that any repair shall only be carried out in accordance with manufacturer's procedure.
6. The user should be in proper medical conditions before using the equipment.
7. When the lanyard is used with an energy absorber it is essential for the safety that the anchor device or anchor point should always be positioned and work carried out in such a way, as to minimise both potential for falls and potential fall distance.
8. It is also essential for safety to verify the free space required beneath the uses at the workplace before each occasion of use, so that, in case of fall, there will be no collision with the ground or others obstacle in the fall path.
9. If the product is resold outside the original country of destination, the rescuer shall provide instructions for use, for maintenance, for periodic examination and for repair in the language of the country in which the product is to be used.

10. The equipment shall not be used outside its limitations.
11. Emphasise the need for regular periodic examinations every 12 months, and that the safety of users depends upon the continued efficiency and durability of the equipment checked by a competent person.
12. Check the legibility of the product markings.

PROTECTION OF THE LANYARD DURING USE

Ageing due to cold, heat, moisture and direct sunlight.
 Deterioration due to chemical such as oils, acids, solvents and sea water.
 Inappropriate choice of the lanyard in relation to the risk concerned
 Inappropriate combination with other equipment.
 Use by a person lacking sufficient safety awareness.
 Unnecessary physical loading (static or dynamic).
 Improper use by untrained persons.
 Deterioration through mechanical wear, water or soiling.
 Inappropriate storage, maintenance or cleaning.

PROTECTION AGAINST HAZARDS DURING USE

While using the lanyard as connection element, make sure that they are not positioned in such a way that the user trips over it.
 While using the lanyard, sharp metallic object can cause abrasion and damage the lanyard. Other safety precautions that have to be observed while using the lanyard are, extreme temperature, sharp edges and electrical conductivity.
 The user should minimize the amount of slack in the lanyard near a fall hazard.
 The user while adjusting the length of the lanyard should not move into an area where there is fall hazard, to reduce the risk of fall.

COMPATIBILITY: To optimize protection, in some instance it may be necessary to use the lanyard with suitable boots/gloves/helmet/ear defenders. In this case, before carrying out the risk-related activity, consult your supplier to ensure that all your protective products are compatible and suitable for your application.

STORAGE AND TRANSPORT: When not in use, store the lanyard in a well-ventilated area away from extremes of temperature. Never place heavy items on top of it. If possible, avoid excessive folding and preferably store it hanging vertically. If the product is wet, allow it to dry fully before placing it into storage. Keep away from sharp edges.

REPAIR: If the product becomes damaged, it will not provide the optimum level of protection, and therefore should be immediately either replaced or repaired. Never use damaged product. Repair is permitted, provided that it is either done by the manufacturer or a competent repair centre or individual approved by the manufacturer.

CLEANING: In case of minor soiling, wipe the lanyard with cotton cloth or a soft brush. Do not use any abrasive material. For intensive cleaning wash the lanyard in water at a temperature between 30°C to 60°C using a neutral detergent (pH±7). Use disinfectants, which do not cause any adverse effect on the material used in manufacturing of the equipment. It is important to strictly adhere to the instruction. The washing temperature should not exceed 60°C. Do not use acid detergents. After becoming wet, dry the lanyard naturally away from an open fire or other source of heat.

LIFESPAN: The expected lifespan of the lanyard is up to 10 years but inspection before each use is compulsory. The lifespan greatly depends upon the conditions of usage of the product.

The lanyard is marked with:

- 1- (i) The CE mark showing that the product meets the requirements of the Regulation 2016/425
 - (ii) Identification of the manufacturer
 - (iii) Type or product code
 - (iv) Batch/Lot No.
 - (v) Month/Year of manufacture
 - (vi) Material
 - (vii) Size
 - (viii) Serial No. of the product.
- 2- Standard and year
- 3- The user should read and understand the information before using lanyard
- 4- Maximum lanyard length is 2 mtr.
- 5- Notification body involved in the production control phase CE 2233. GEPTESZT Kft. - Budapest Gyenes u.12.1032, Hungary, Contact No: +36 1250 3531
- 6- Static strength of the lanyard - 22 KN
- 7- Static strength of the Energy Absorber - 15 KN

MARKING

MANUFACTURING INFORMATION

PRODUCT CODE: FA210042
 DESCRIPTION: E.A. EXPANDABLE WEBBING TWIN LANYARD
 SERIAL NUMBER: XXX
 DATE OF MANUFACTURE: XX/XXXX
 MATERIAL: POLYESTER
 SIZE: UNIVERSAL
 STRENGTH (KN): 22



Please read manufacturers user manual before using this product. Do not deviate from the manufacturers instructions.



MANUFACTURING INFORMATION

PRODUCT CODE: FA210042
 DESCRIPTION: LANYARD
 TYPE: ENERGY ABSORBER
 MONTH/YEAR: 03/2021
 BATCH No: XXXX
 SERIAL No: 0001
 MATERIAL: POLYESTER
 STRENGTH (KN): 15 KN



The max. length allowed for the energy absorber including lanyard should not be greater than 2 metres.

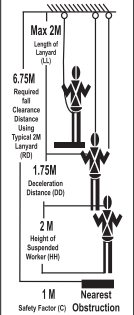


Please read manufacturers user manual before using this product. Do not deviate from the manufacturers instructions.

TO BE USED IN VERTICAL FALL ARREST SYSTEMS



Calculating Your Fall Distance



L = Length of Lanyard
 D = Shock Absorber Deployment Length
 H = Worker, Equipment and Harness Extension
 C = Safety Factor and Clearance Under Work
 H+D = Distance Before Another Point to Arrest
 L+D = Obstruction

CHECK CARD

It is recommended that the lanyard should be inspected and examined by a competent person for any damages or failures strictly in accordance with periodic examination procedure. The observations should be recorded in the table below. In case such damages are observed, the lanyard is to be replaced immediately. The equipment should be checked on regular internal, as the safety of the user depend upon the continued efficiency and durability of the equipment. It is also advised to check the legibility of the product marking.

The lanyard shall only be used with energy absorber according to EN 355:2002, in combination with a guided-type fall arrester on flexible anchor line according to EN 353-2:2002 or, a full body harness according to EN 361:2002.

The instructions for use for the individual components are to be observed.

SERVICE AND INSPECTION RECORD

Date	Damage Observed	Repair	Comments	Next Due Date	Name and Signature of Competent Person
IDENTIFICATION		3. Batch No.	6. Date of First Use		
1. Type		4. Year of Manufacture	7. Name of User		
2. Identification Mark		5. Date of Purchase	8. Comments		



EU TYPE-EXAMINATION CERTIFICATE

Name of Certification Body:	GÉPTESZT Kft.	Phone:	+3612503531
EU notified body identification number:	2233	Fax:	+3614300888
Address:	Jablonka St. 79, 1037 Budapest, HUNGARY	E-mail:	gepteszt@gepteszt.hu

Present EU type-examination certificate is valid only with the sealed identification sample (authentic sample) and the documents identified below. The EU type-examination certificate is not transferable.

1. **Product designation: Forked lanyard with energy absorber**
SF-FWL(E)-3701 forked lanyard with integrated energy absorber. The lanyard is made of elastic polyester webbing with scaffolding hook connectors (class A) both ends. The free end of the energy absorber is supplied with karabiner (class B). Both the lanyards and energy absorber have textile loop ends. The tails are sewn together 16 cm long at one end. Available length with connector: 1.0 m, 1.5 m, 1.8 m and 2.0 m.
 Serial / Model No.: SF-FWL(E)-3701
 Year of production: 2020
2. **Name and address of authorized representative:**
Technical Safety Products Ltd
 Address: Unit 19 Business Development Centre, Stafford Park 4, Telford , TF3 3BA
3. **Name and address of the Manufacturer: same as above (point 2)**
4. **Protecting ability of PPE: Personal protective equipment for prevention of falls from a height. Category III. EN 355:2002**
5. **Identification data of the records of examination for compliance of PPE:**
 - a. **Certification Body:** GÉPTESZT Kft.
Record of examination: 181250 by APAVE
 - b. **Identification of body:** NB2233
6. **Documentation of the compliance with the essential health and safety protection requirements:**
 Fully applied nationalized standard(s) during the production of the PPE:
 Category III. EN 355:2002
 Annexes:
 - Users information
 - Technical file
7. **Requirements for indicating the CE mark:** The size of the CE marking may not be less than 5 mm. The CE mark must be located on the product label.
8. **Further notes relating to the PPE:** Manufacturer cannot place on the market or bring into service any Category III PPE without having established a formal agreement with a Notified Body about conformity to type assessment.

The EU type-examination certificate will be withdrawn in case of existence of conditions stated in Article 32 point 5. and in Annex V. 7.7. of regulation (EU) 2016/425 of the European Parliament of the Council.

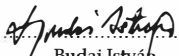
Legal remedy can be applied against the condition stated in the EU type-examination Certificate. The application for appeal should be submitted to the Director Manager of GÉPTESZT Kft., and the application will be judged by the board of GÉPTESZT Kft. Certificate Body.

The type tested complies with the regulation (EU) 2016/425 of the European Parliament of the Council.

The present certificate is valid until 30th April, 2025

Budapest, 30th April, 2020- HUNGARY

GÉPTESZT Kft.
 EVE Tanúsító Szervezet
 NB 2233
 1037 Budapest, Jablonka u.79.



 Budai István
 Head of Certification Body

⁵Suitable should be underlined



Technical Safety Products Ltd

DECLARATION OF CONFORMITY

Forked Lanyard With Energy absorber (FA210042)

THIS EU DECLARATION OF CONFORMITY IS ISSUED UNDER THE SOLE RESPONSIBILITY OF Technical Safety Products Ltd:-

Product Description	: Forked Lanyard With Energy absorber
Brand Name	: FALL@RREST
Type	: FA210042
Serial No.	:
Batch no.	:
Manufacturer	: Technical Safety Products Ltd
Address	: Unit 19 Business Development Centre, Stafford Park 4, Telford, Shropshire, TF3 8BA
EU TYPE Examination performed by NB (Name & No.)	Notified body: GÉPTESZT Kft. Number: 2233
Module C2 to be performed by NB (Name & No.)	Notified body: GÉPTESZT Kft. Number: 2233
Certificate No. (EU Type)	: GEPTESZT N°:ID11/GT064/96/2004/F/2233

The object of the declaration described above is in conformity with PPE Regulation (EU) 2016/425 directive.

Applicable Standard(s): EN 355: 2002

This declaration applies to all specimens manufactured identical to the model submitted for testing/evaluation. Assessment of compliance of the product with the requirements relating to safety standards listed above was performed by manufacturer.

Signed for and on behalf of : Mr. Glen Stacey (Director)

DATE OF ISSUE : 11.12.2021

LANYARD ANNUAL INSPECTION CHECK LIST

The annual inspection should be carried out no later than 12 months after initial use. To arrange an annual service contact your local distributor or contact Technical Safety Products on 01952 292 782.

Product Code: **FA210042**

Serial Number: _____ Batch Number: _____

Date of Manufacture: _____ Date of Purchase: _____ Date of First Use: _____

Description: **2m twin lanyard with shock absorber**

Issued to Company Name / Employee: _____

Sign: _____ Date: _____

Inspection Criteria	Accepted/ Rejected	2022	2023	2024	2025	2026
1. Hardware: (Inspect D-Ring, Buckles, Keepers and back pads) : inspect for damage, distortion, sharp edges, burns or crack	PASS					
	FAIL					
2. Rope/Webbing: Inspect for cuts, burns, tears, abrasions, frays, or excessive soiling	PASS					
	FAIL					
3. Stitching: Inspect for cut or damaged stitching	PASS					
	FAIL					
4. Labels: Inspect all labels are securely held in place and legible	PASS					
	FAIL					
5. Additional Comments	PASS					
	FAIL					
6. Overall Condition of Lanyard. Note any defects.	PASS					
	FAIL					
7. Inspected by						
8 . Date						
Next Inspection Due on						

READ BEFORE USE

INSPECTION FOR END USER	FALL PROTECTION CHECKLIST	Yes	No
<ol style="list-style-type: none"> Inspect fall arrest equipment before each use and on a regular basis in accordance with the manufacturer's recommendations. Use the following examples to help identify potential defects in fall protection equipment. <ul style="list-style-type: none"> <input type="checkbox"/> The D-ring has been twisted. <input type="checkbox"/> Threads are coming loose in any part of the webbing or lanyard. <input type="checkbox"/> Snap hooks are not double locking. <input type="checkbox"/> Harness or lanyard webbing shows evidence of burns or extreme heat. <input type="checkbox"/> The manufacturer's label is missing. <input type="checkbox"/> Stitching around the connectors such as buckle, D-rings, etc show wear or damage. <input type="checkbox"/> The harness or lanyard have been modified. <input type="checkbox"/> The webbing has stains or other unexplained discolorations. <input type="checkbox"/> Connectors have sharp edges or nicks that could damage other parts of the system. <input type="checkbox"/> The cable in a self-retracting life line does not retract smoothly or the braking system does not activate when the line is pulled on quickly. <input type="checkbox"/> The retracting lifeline shows evidence of damage such as cuts, twists, or worn or broken strands. <input type="checkbox"/> The self-lifeline makes funny noises such as grinding or rubbing sounds, or feels like there is grit inside the system. <input type="checkbox"/> A user reports any concern with the equipment. To ensure good working condition of the Personal Fall Arrest System, keep the equipment stored in an area that is dry, free from moisture, chemicals and direct sunlight. Any fall arrest system that has been altered or modified should be removed from service. 	<ol style="list-style-type: none"> Has a written program for all protection and training been established? Is the program reviewed on an annual basis? Are fall injuries tracked for program improvement? Do authorized employees inspect fall protection equipment? Are employees trained in the purpose and use of the fall protection and processes? Does training include recognition of all hazards? Is re-training required whenever there is a change in job assignment? <ul style="list-style-type: none"> • A change in fall protection requirements? • A change in the fall protection procedures? • When employee's proficiency is in doubt? • When accidents or near misses occur? 		

STORAGE AND MAINTENANCE

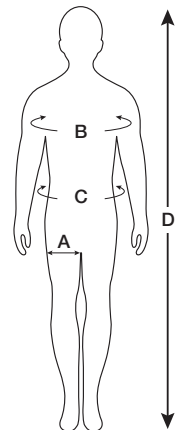
Below are a few guidelines to follow regarding storage and maintenance of personal fall protection equipment.

- Hang equipment in a cool dry location.
- Clean with a mild, non abrasive soap, and hang to dry.
- Never store equipment near excessive heat, chemicals, moisture, or sunlight.
- Never store in an area with exposures to fumes or corrosive elements.
- Avoid dirt and build up on equipment.
- Never use this equipment for any purpose other than personal fall arrest.
- Once exposed to a fall, remove equipment from service immediately.
- Ensure equipment is inspected and replaced as required. Follow manufacturer's instructions.

WHAT SIZE DO I NEED?

Measurements (cm)	Universal Size M-XL	Plus Size XXL-3XL
A - Thigh Size	55-90	65-95
B - Bust Size	98-128	114-134
C - Waist Size	70-115	75-125
D - Stature	160-200	170-200

Under the requirements of EN361 full body safety harnesses are tested to 100kg. Independent of EN361 Technical Safety Products Ltd has its range of fall arrest products tested to 140KG rating.





www.technicalproducts.com

info@technicalproducts.com | ☎ +44 (0) 1952 292 782

FALL@RREST 
GLOBAL
THE DROP STOPS HERE

